

CM Series



Free assembly * Creativity



Flexible Splicing



Creative Shapes



Indoor & Outdoor



Ultra-Light & Thin



Front & Rear Maintenance



Energy-Saving & Stable

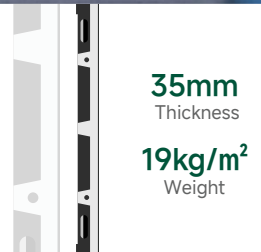
Ultra-Energy Efficient

The first indoor commercial display product with energy-saving technology, reducing power consumption by over 30%



Ultra-Thin and Light

The thinnest and lightest indoor commercial display product in the industry, with a thickness of only 35mm and a weight of only 19kg/m².



Ultra-Bright

The brightest semi-outdoor commercial display product in the industry, offering two brightness specifications of 600/800nit and 4500nit.

600/800nit
Indoor

4500nit
Semi-outdoor



Ultra-Stable

The high-integration hard connection design and The dual backup design for power and signal provides reliable support for live streaming.



Creative Assembly

Support multi-box combination design with 7 different splicing schemes, easily meeting the splicing needs of screens of different sizes.

- 1000*500 500*1000
- 750*250 250*750
- 500*500 250*500
- 500*250



7 Cabinets
90°
Clockwise rotation
(front)



SkyFlex Commercial Display Solutions

SkyFlex commercial display solutions focus on brand communication and information delivery in key venues such as shopping malls, retail chains, and transportation hubs. Centered on high-definition display, lightweight installation, and smart management, we build flexible and efficient visual systems for business.



► System Advantages

Outstanding Visual Quality

Features wide color gamut and low-power consumption LEDs for accurate color reproduction and high-quality content presentation.

Lightweight & Flexible Deployment

Modular lightweight design enables quick installation and adapts to various commercial spaces and curved surfaces.

Intelligent Centralized Control

Supports remote management, content distribution, and status monitoring, improving operational efficiency and reducing costs.

► Key Features

Versatile Display Modes

Enables split-screen, roaming, and dynamic switching for diverse needs like advertising, promotions, and live information.

Ambient-Friendly Design

Low noise and anti-glare features integrate seamlessly into indoor environments, enhancing customer immersion.


Reliable Long-Term Operation

Energy-efficient and robust design ensures stable 24/7 performance for sustained brand exposure.

SkyFlex delivers clear, flexible, and intelligent LED display solutions that help businesses elevate brand presence, enhance customer experience, and create engaging commercial environments.

Full-scenario Application

Supports various installation methods such as wall-mounted installation, hanging installation, and ground stacking. It also supports arc-shaped, right-angle, and mixed splicing.



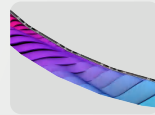
Stack




Mixed



Right-angle



Arc



Wall-mount



Hanging



► Application



Shopping Mall



Exhibition Hall



Airports



Church



Museum

► Product specification

Parameter	CM-121	CM-151	CM-191	CM-251	CM-391
Pixel Pitch (mm)	1.2	1.5	1.9	2.5	3.9
Module size(mm)	250*250				
Cabinet size(mm)	1000*500 / 500*500 / 250*750 / 250*500 *35				
Weight (kg)	1000*500 : 9.5kg / 500*500 : 4.6kg / 250*750 : 3.7kg / 250*500 : 2.6kg				
Protecting rating	IP43				
Brightness(nit)	600	600	800/4500	800/4500	800/4500
Max power(W/m ²)	390	390	390/540	390/540	390/540
Average power(W/m ²)	130	130	130/180	130/180	130/150